


Procedure to obtain “No Dues Certificate” from the Web-Site of WBSEDCL

❖ Steps to Download the Certificate:

1. Visit <https://www.wbsedcl.in/>
2. Click on “No Dues Certificate” link available at right side panel at the home page.



West Bengal State Electricity Distribution Company Limited
A Government Of West Bengal Enterprise | CIN : U40109WB2007SGC113473

Lighting up lives in the land of light.
Powering Bengal. Powering our lives...

24x7 Helpline
Call 19121

HOME ABOUT US CONSUMER CORNER TENDERS PROJECTS NEWS & REPORTS SOLAR PV APPLICATION NOTIFICATIONS

Search

West Bengal State Emergency Relief Fund

The West Bengal State Government Appeals ALL to contribute in West Bengal State Emergency Relief Fund and assist the State in prevention and control of situation arising out of unforeseen emergencies like COVID-19 (CORONA).

The contributions can be made through Cheque / DD / Debit Card / Credit Card / UPI and kind.
Bank details for Cheque / DD / Debit Card / Credit Card / UPI contribution are as follows:
A/c Name : West Bengal State Emergency Relief Fund
Bank: ICICI Bank Ltd., Branch: Howrah
A/c No: 628005501339
IFSC Code: ICIC0006280
MICR Code: 700229010
For contribution in kind contact : wbsacs@gmail.com
For further details Click Here

Please CLICK the ICON below to make ONLINE PAYMENT

West Bengal State Emergency Relief Fund

Register your Mobile, E-Mail
Consumer Login
Guidelines for New Connection
Apply New Connection / Alteration
Online Payment
Download Payment Receipt
Download GST Invoice
View Bill
Docket Your Complaints
No Dues Certificate

3. Next select the desired option:

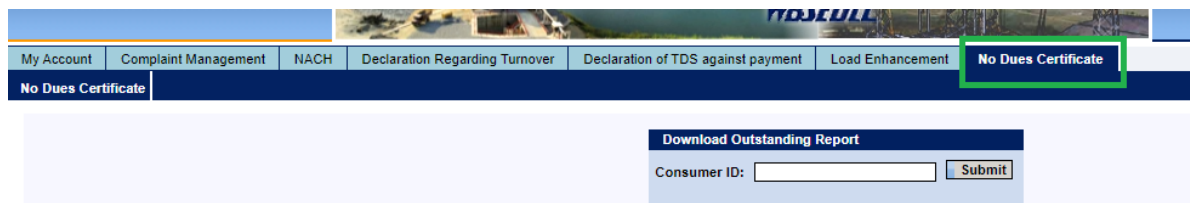
- **Prospective Consumer:** Applicable for new connection applicants who wants to down such certificate(s). On selecting the option, he/she will then be redirected to Login page for New Connection (LT Others).
- **Existing Consumer:** Applicable for already existing consumers who wants to down such certificate(s). On selecting the option, he/she will then be redirected to Consumer Login page.

No Dues Certificate




Note: To download No dues certificate, click on **No Dues Certificate** tab after login

- After login, a separate tab is available named “No Dues Certificate”. The prospective/existing consumer needs to enter desired Consumer ID and Click **Submit** to download No Dues Certificate generated against the concerned Consumer ID.

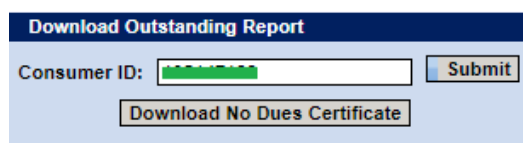


The screenshot shows the WBSEDCL website interface. The navigation menu at the top includes: My Account, Complaint Management, NACH, Declaration Regarding Turnover, Declaration of TDS against payment, Load Enhancement, and **No Dues Certificate** (highlighted with a green box). Below the menu, the 'No Dues Certificate' section is active, displaying a form titled 'Download Outstanding Report' with a 'Consumer ID' input field and a 'Submit' button.



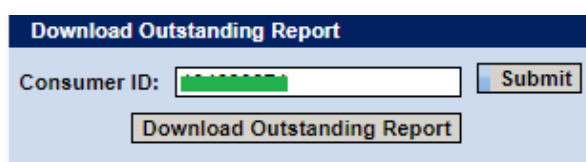
This screenshot is identical to the previous one, showing the 'No Dues Certificate' tab highlighted in the navigation menu and the corresponding form for downloading the report.

- In case of no outstanding, No Dues Certificate will be generated against the provided consumer id.



The screenshot shows the 'Download Outstanding Report' form. The 'Consumer ID' field contains a green bar, indicating a successful lookup. A 'Submit' button is visible, and a new button labeled 'Download No Dues Certificate' has appeared below the form.

Otherwise, Outstanding Report will be generated against the provided consumer id.



The screenshot shows the 'Download Outstanding Report' form. The 'Consumer ID' field contains a green bar, indicating a successful lookup. A 'Submit' button is visible, and a new button labeled 'Download Outstanding Report' has appeared below the form.

❖ Comprehensive list of documents required

No documents are required to obtain “No Dues Certificate”.

❖ Fees

No fees are required to be paid to obtain “No Dues Certificate”.